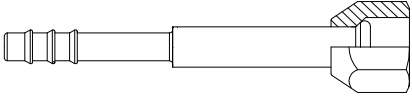
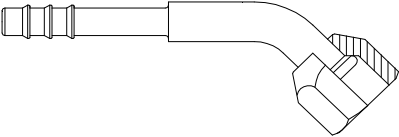
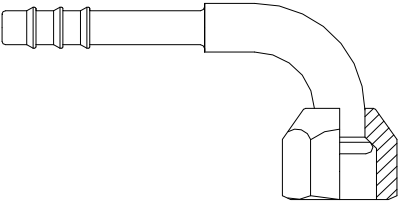
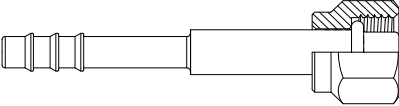
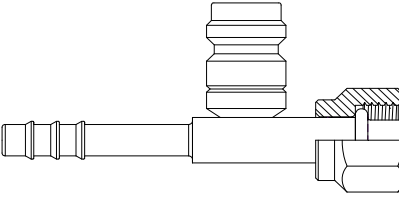
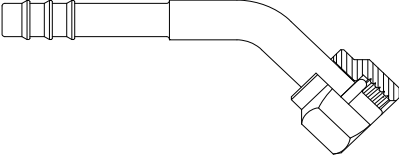




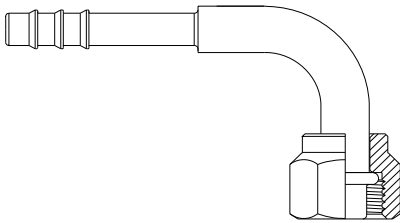
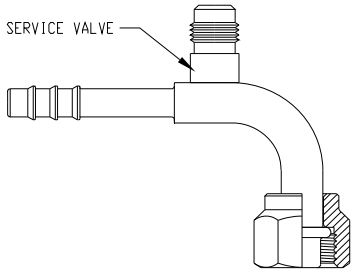
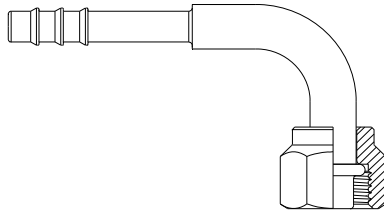
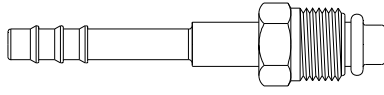
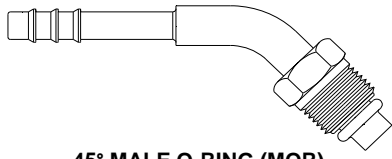
BARB FITTINGS

ILLUSTRATION	PART NO.	THREAD	F	H	VALVE	NOTES
 <p>STRAIGHT FEMALE FLARE (FF)</p>	100-10301	5/8-18	6	6		
	100-10302	3/4-16	8	8		
	100-10303	7/8-14	10	10		
	100-10304	1 1/16-14	12	12		
 <p>45° FEMALE FLARE (FF)</p>	100-10311	5/8-18	6	6		
	100-10312	3/4-16	8	8		
	100-10313	7/8-14	10	10		
	100-10314	1 1/16-14	12	12		
 <p>90° FEMALE FLARE (FF)</p>	100-10321	5/8-18	6	6		
	100-10322	3/4-16	8	8		
	100-10323	7/8-14	10	10		
	100-10324	1 1/16-14	12	12		
 <p>STRAIGHT FEMALE O-RING (FOR)</p>	100-10401	5/8-18	6	6		
	100-10402	3/4-16	8	8		
	100-10403	7/8-14	10	10		
	100-10404	1 1/16-14	12	12		
 <p>STRAIGHT FEMALE O-RING (FOR) WITH SERVICE PORT</p>	100-18401	5/8-18	6	6	16mm R134a	
	100-18402	3/4-16	8	8	16mm R134a	
	100-18403	7/8-14	10	10	13mm R134a	
 <p>45° FEMALE O-RING (FOR)</p>	100-10411	5/8-18	6	6		
	100-10412	3/4-16	8	8		
	100-10413	7/8-14	10	10		
	100-10414	1 1/16-14	12	12		

F=Fitting Size H=Hose Size



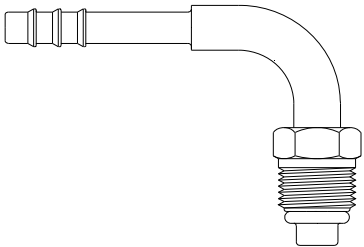
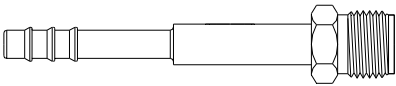
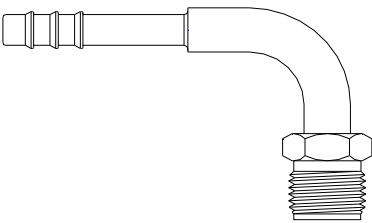
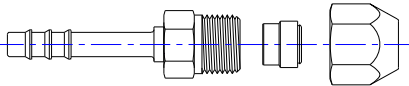

BARB FITTINGS

ILLUSTRATION	PART NO.	THREAD	F	H	VALVE	NOTES
 <p style="text-align: center;">90° FEMALE O-RING (FOR)</p>	100-10421	5/8-18	6	6		
	100-10422	3/4-16	8	8		
	100-10423	7/8-14	10	10		
	100-10424	1 1/16-14	12	12		
	100-10425	5/8-18	6	8		
	100-10426	3/4-16	8	10		
	100-10427	7/8-14	10	12		
	100-10428	3/4-16	8	6		
	100-10429	1 1/16-14	12	10		
 <p style="text-align: center;">90° FEMALE O-RING (FOR) WITH SERVICE VALVE</p>	100-18421	5/8-18	6	6	16mm R134a	
	100-18422	3/4-16	8	8	16mm R134a	
	100-18423	7/8-14	10	10	16mm R134a	
 <p style="text-align: center;">90° FEMALE O-RING (FOR) SHORT DROP</p>	100-10452	3/4-16	8	8		
	100-10453	7/8-14	10	10		
 <p style="text-align: center;">STRAIGHT MALE O-RING (MOR)</p>	100-10101	5/8-18	6	6		
	100-10102	3/4-16	8	8		
	100-10103	7/8-14	10	10		
	100-10104	1 1/16-14	12	12		
 <p style="text-align: center;">45° MALE O-RING (MOR)</p>	100-10111	5/8-18	6	6		
	100-10112	3/4-16	8	8		
	100-10113	7/8-14	10	10		

F=Fitting Size H=Hose Size





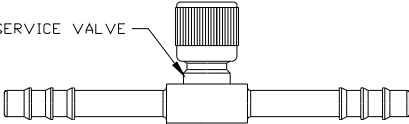
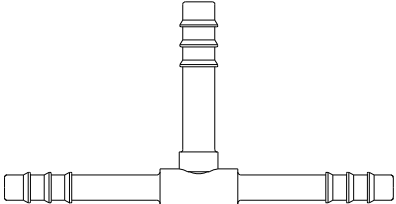
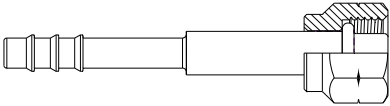
BARB FITTINGS

ILLUSTRATION	PART NO.	THREAD	F	H	VALVE	NOTES
 <p style="text-align: center;">90° MALE O-RING (MOR)</p>	100-10121	5/8-18	6	6		
	100-10122	3/4-16	8	8		
	100-10123	7/8-14	10	10		
 <p style="text-align: center;">STRAIGHT MALE INSERT O-RING (MIO)</p>	100-10201	5/8-18	6	6		
	100-10202	3/4-16	8	8		
	100-10203	7/8-14	10	10		
	100-10204	1 1/16-14	12	12		
 <p style="text-align: center;">90° MALE INSERT O-RING (MIO)</p>	100-10221	5/8-18	6	6		
	100-10222	3/4-16	8	8		
 <p style="text-align: center;">STRTAIGHT STEEL COMPRESSION</p>	100-10601	3/8" Tube	6	6		
	100-10602	1/2" Tube	8	8		
	100-10609	5/8" Tube	10	12		
 <p style="text-align: center;">WELD-ON BARB ID</p>	100-10636	1/2"-.049 wall		8		STEEL
	100-10646	1/2"-.049 wall		8		ALUMINUM
	100-10637	5/8"-.049 wall		10		STEEL
	100-10647	5/8"-.049 wall		10		ALUMINUM
	100-10638	3/4"-.049 wall		12		STEEL
	100-10648	3/4"-.049 wall		12		ALUMINUM

F=Fitting Size H=Hose Size



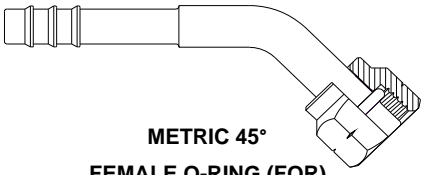
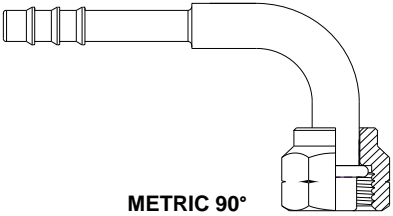
BARB FITTINGS

ILLUSTRATION	PART NO.	THREAD	F	H	VALVE	NOTES
 <p style="text-align: center;">WELD-ON BARB OD</p>	100-10655	3/8"		6		STEEL
	100-10665	3/8"		6		ALUMINUM
	100-10656	1/2"		8		STEEL
	100-10666	1/2"		8		ALUMINUM
	100-10657	5/8"		10		STEEL
	100-10667	5/8"		10		ALUMINUM
	100-10658	3/4"		12		STEEL
	100-10668	3/4"		12		ALUMINUM
	100-10659	5/8"		12		STEEL
100-10664	5/8"		12		ALUMINUM	
 <p style="text-align: center;">STRAIGHT SPLICER</p>	100-10501	6 X 6	6	6		
	100-10502	8 X 8	8	8		
	100-10503	10 X 10	10	10		
	100-10504	12 X 12	12	12		
	100-10506	6 X 8	6	8		
	100-10507	8 X 10	8	10		
	100-10508	10 X 12	10	12		
	 <p style="text-align: center;">STRAIGHT SPLICER WITH SWITCH OR SERVICE PORT</p>	100-10510	6 X 6	6	6	1/4" R12
100-18510		6 X 6	6	6	16mm 134a	
100-10511		8 X 8	8	8	1/4" R12	
100-18511		8 X 8	8	8	16mm 134a	
100-10512		10 X 10	10	10	1/4" R12	
100-18512		10 X 10	10	10	16mm 134a	
100-10513		12 X 12	12	12	1/4" R12	
100-18513		12 X 12	12	12	16mm 134a	
 <p style="text-align: center;">T SPLICER 3 BARBS</p>	100-10531	6 X 6 X 6		6		
	100-10532	8 X 8 X 8		8		
	100-10533	10 X 10 X 10		10		
	100-10534	12 X 12 X 12		12		
 <p style="text-align: center;">METRIC STRAIGHT FEMALE O-RING (FOR)</p>	140-10801	9/16"-18	5	6		
	140-10802	M16 X 1.5	M16	6		
	140-10803	M20 X 1.5	M20	8		
	140-10804	M22 X 1.5	M22	10		

F=Fitting Size H=Hose Size



BARB FITTINGS

ILLUSTRATION	PART NO.	THREAD	F	H	VALVE	NOTES
 <p style="text-align: center;">METRIC 45° FEMALE O-RING (FOR)</p>	140-10811	9/16"-18	5	6		
	140-10812	M16 X 1.5	M16	6		
	140-10813	M20 X 1.5	M20	8		
 <p style="text-align: center;">METRIC 90° FEMALE O-RING (FOR)</p>	140-10821	9/16"-18	5	6		
	140-10822	M16 X 1.5	M16	6		
	140-10823	M20 X 1.5	M20	8		
	140-10824	M22 X 1.5	M22	10		

F=Fitting Size H=Hose Size